

Shareholding Pattern under Regulation 31 of SEBI (Listing Obligations and Disclosure Requirements) Regulations, 2015

1	Name of Listed Entity: Rishiroop Limited
2	Scrip Code/Name of Scrip/Class of Security: 526492
3	Share Holding Pattern Filed under: Reg. 31(1)(a)/Reg. 31(1)(b)/Reg.31(1)(c)
a.	If under 31(1)(b) then indicate the report for Quarter ending 30.06.2016
b.	If under 31(1)(c) then indicate date of allotment/extinguishment
4	Declaration: The Listed entity is required to submit the following declaration to the extent of submission of information:-

Particulars	Yes*	No*
1 Whether the Listed Entity has issued any partly paid up shares?		No
2 Whether the Listed Entity has issued any Convertible Securities or Warrants?		Yes
3 Whether the Listed Entity has any shares against which depository receipts are issued?		No
4 Whether the Listed Entity has any shares in locked-in?		No
5 Whether any shares held by promoters are pledge or otherwise encumbered?		No

\* If the Listed Entity selects the option 'No' for the questions above, the columns for the partly paid up shares, Outstanding Convertible Securities/Warrants, depository receipts, locked-in shares, No of shares pledged or otherwise encumbered by promoters, as applicable, shall not be displayed at the time of dissemination on the Stock Exchange website. Also wherever there is 'No' declared by Listed Entity in above table the values will be considered as 'Zero' by default on submission of the format of holding of specified securities.

GENERATED ON :03/07/2016

NSDL : 30/06/2016

CDSL :30/06/2016



**Rishiroop Limited**

**Table 1 - Summary Statement holding of specified securities**

Category	Category of shareholder	Number of shareholders	No. of fully paid up equity shares held	No. of Partly paid-up equity shares held	No. of shares underlying Depository Receipts	Total nos. shares held (VII) = (IV)+(V)+(VI)	Shareholding as a % of total no. of shares (calculated as per SCRR, 1957)	Number of Voting Rights held in each class of securities			No. of Shares Underlying Outstanding convertible securities (including	Number of Locked in Shares		Number of Shares pledged or otherwise encumbered		Number of equity shares held in dematerialised form
								No of Voting Rights	Class eg: X	Class eg: Y		Total	(IX) As a % of (A+B+C)	(X)	(XI) (a)	
(I)	(II)	(III)	(IV)	(V)	(VI)	(VII)	(VIII) As a % of (A+B+C2)	(IX)	(X)	(XI)	(XII)	(XIII)	(XIV)			
(A)	Promoter & Promoter Group	10	4904335	0	0	4904335	68.5634	4904335	0	0	0	0	0	0	0	4904335
(B)	Public	3430	2248661	0	0	2248661	31.4366	2248661	0	0	0	0	0	0	0	1698686
(C)	Non Promoter - Non Public															
(C1)	Shares Underlying DRs	0	0	0	0	0	0.0000	0	0	0	0	0	0	0	0	0
(C2)	Shares Held By Employee Trust	0	0	0	0	0	0.0000	0	0	0	0	0	0	0	0	0
	Total	3440	7152996	0	0	7152996	100.0000	7152996	0	0	0	0	0	0	0	6603021


GENERATED ON : 03/07/2016 NSDL : 30/06/2016 CDSL : 30/06/2016



**Rishiroop Limited**

**Table II - Statement showing shareholding pattern of the Promoter and Promoter Group**


Category & Name of the shareholders	PAN	Nos. of shareholders	No. of fully paid up equity shares held	Partly paid-up equity shares held	No. of shares underlying Depository Receipts	Total nos. shares held (V)+(VI)+(VII)	Shareholding % calculated as per SCRR, 1957 As a % of (A+B+C2)	Number of Voting Rights held in each class of securities			No. of Shares Underlying Outstanding convertible securities (including	Shareholding, as a % assuming full conversion of convertible securities (as a percentage of diluted share capital)	Number of Locked In shares		Number of Shares pledged or otherwise encumbered	Number of equity shares held in dematerialised form
								(No. of Voting Rights Class eg: X	Class eg: Y	Total			(X)	(XII)		
<b>1 Indian</b>																
<b>(a) Individuals / Hindu Undivided Family</b>																
Arvind M Kapoor	AABPK2128G	6	969740	0	0	969740	13.5571	969740	0	969740	13.5571	0	0.0000	0	969740	
Aditya A Kapoor	AADPK4925D	1	269740	0	0	269740	3.7710	269740	0	269740	3.7710	0	0.0000	0	269740	
Gouri Arvind Kapoor	AAIPK4026A	1	220100	0	0	220100	3.0770	220100	0	220100	3.0770	0	0.0000	0	220100	
Shradha Vikram Khanna	AADPK4924C	1	198000	0	0	198000	2.7681	198000	0	198000	2.7681	0	0.0000	0	198000	
Richa Lalit Chadha	AABPC5936L	1	142400	0	0	142400	1.9908	142400	0	142400	1.9908	0	0.0000	0	142400	
Lalitkumar Ratanchand Chadha	AABPC5330N	1	88100	0	0	88100	1.2317	88100	0	88100	1.2317	0	0.0000	0	88100	
Central Government / State Government(s)		1	51400	0	0	51400	0.7186	51400	0	51400	0.7186	0	0.0000	0	51400	
Financial Institutions / Banks		0	0	0	0	0	0.0000	0	0	0	0.0000	0	0.0000	0	0	
Any Other (Specify)		0	0	0	0	0	0.0000	0	0	0	0.0000	0	0.0000	0	0	
<b>(d) Bodies Corporate</b>		4	3934595	0	0	3934595	55.0063	3934595	0	3934595	55.0063	0	0.0000	0	3934595	
Rishiroop Holding Private Limited	AAACR2384R	1	2157151	0	0	2157151	30.1573	2157151	0	2157151	30.1573	0	0.0000	0	2157151	
Rishiroop Polymers Private Limited	AAACR1789G	1	1106144	0	0	1106144	15.4641	1106144	0	1106144	15.4641	0	0.0000	0	1106144	
Devi Organics Private Limited	AAACD0531C	1	365600	0	0	365600	5.1111	365600	0	365600	5.1111	0	0.0000	0	365600	
Rishiroop Investment & Trading Co Private Limited	AAACR7567E	1	305700	0	0	305700	4.2737	305700	0	305700	4.2737	0	0.0000	0	305700	
<b>Sub Total (A)(1)</b>		<b>10</b>	<b>4904335</b>	<b>0</b>	<b>0</b>	<b>4904335</b>	<b>68.5634</b>	<b>4904335</b>	<b>0</b>	<b>4904335</b>	<b>68.5634</b>	<b>0</b>	<b>0.0000</b>	<b>0</b>	<b>4904335</b>	
<b>2 Foreign</b>																
<b>(a) Individuals (Non-Resident Individuals / Foreign Individuals)</b>																
Government		0	0	0	0	0	0.0000	0	0	0	0.0000	0	0.0000	0	0	
Institutions		0	0	0	0	0	0.0000	0	0	0	0.0000	0	0.0000	0	0	
Foreign Portfolio Investor		0	0	0	0	0	0.0000	0	0	0	0.0000	0	0.0000	0	0	
Any Other (Specify)		0	0	0	0	0	0.0000	0	0	0	0.0000	0	0.0000	0	0	
<b>Sub Total (A)(2)</b>		<b>0</b>	<b>0</b>	<b>0</b>	<b>0</b>	<b>0</b>	<b>0.0000</b>	<b>0</b>	<b>0</b>	<b>0</b>	<b>0.0000</b>	<b>0</b>	<b>0.0000</b>	<b>0</b>	<b>0</b>	
<b>Total Shareholding Of Promoter And Promoter Group (A)=(A)(1)+(A)(2)</b>		<b>10</b>	<b>4904335</b>	<b>0</b>	<b>0</b>	<b>4904335</b>	<b>68.5634</b>	<b>4904335</b>	<b>0</b>	<b>4904335</b>	<b>68.5634</b>	<b>0</b>	<b>0.0000</b>	<b>0</b>	<b>4904335</b>	



**Rishiroop Limited**

**Table III - Statement showing shareholding pattern of the Public shareholder**

Category & Name of the shareholders	PAN	Nos. of shareholders	No. of fully paid up equity shares held	Partly paid-up equity shares held	No. of shares underlying Depository Receipts	Total nos. shares held (IV)+(V)+(VI)	Shareholding % calculated as per SCRR, 1957 As a % of (A+B+C2)	Number of Voting Rights securities		No. of Shares Underlying Outstanding convertible securities (including percentage (VII)+(X) As a % of (A+B+C2))	Number of Locked in shares		Number of Shares pledged or otherwise encumbered		Number of equity shares held in dematerialised form
								Class eg: X	Class eg: Y Total		No. (a)	As a % of total Shares held(b)	No. (a)	As a % of total Shares held(b)	
1	(i)	(iii)	(iv)	(v)	(vi)	(vii) = (iv)+(v)+(vi)	(viii) As a % of (A+B+C2)	(ix)	(x)	(xi) = (x)/(A+B+C2)	(xii)	(xiii)	(xiv)		
(a)	Mutual Fund	1	11700	0	0	11700	0.1636	11700	0	0.1636	0	0.0000	NA	0	
(b)	Venture Capital Funds	0	0	0	0	0	0.0000	0	0	0.0000	0	0.0000	NA	0	
(c)	Alternate Investment Funds	0	0	0	0	0	0.0000	0	0	0.0000	0	0.0000	NA	0	
(d)	Foreign Venture Capital	0	0	0	0	0	0.0000	0	0	0.0000	0	0.0000	NA	0	
(e)	Investors	0	0	0	0	0	0.0000	0	0	0.0000	0	0.0000	NA	0	
(f)	Foreign Portfolio Investor	0	0	0	0	0	0.0000	0	0	0.0000	0	0.0000	NA	0	
(g)	Financial Institutions / Banks	0	0	0	0	0	0.0000	0	0	0.0000	0	0.0000	NA	0	
(h)	Insurance Companies	0	0	0	0	0	0.0000	0	0	0.0000	0	0.0000	NA	0	
(i)	Provident Funds/ Pension Funds	0	0	0	0	0	0.0000	0	0	0.0000	0	0.0000	NA	0	
(j)	Any Other (Specify)	0	0	0	0	0	0.0000	0	0	0.0000	0	0.0000	NA	0	
	Sub Total (B)(1)	1	11700	0	0	11700	0.1636	11700	0	0.1636	0	0.0000	NA	0	
2	Central Government/ State Government(s)/ President of India														
	Sub Total (B)(2)	0	0	0	0	0	0.0000	0	0	0.0000	0	0.0000	NA	0	
3	Non-Institutions														
(a)	Individuals														
	i. Individual shareholders holding nominal share capital up to Rs. 2 lakhs.	3228	1751177	0	0	1751177	24.4817	1751177	0	24.4817	0	0.0000	NA	1281602	
	ii. Individual shareholders holding nominal share capital in excess of Rs. 2 lakhs.	3	157540	0	0	157540	2.2024	157540	0	2.2024	0	0.0000	NA	157540	
(b)	NBFCs registered with RBI	0	0	0	0	0	0.0000	0	0	0.0000	0	0.0000	NA	0	
(c)	Employee Trusts	0	0	0	0	0	0.0000	0	0	0.0000	0	0.0000	NA	0	
(d)	Overseas Depositories(holding DRs) (balancing figure)	0	0	0	0	0	0.0000	0	0	0.0000	0	0.0000	NA	0	
(e)	Any Other (Specify)	198	328244	0	0	328244	4.5889	328244	0	4.5889	0	0.0000	NA	259544	
	Hindu Undivided Family	63	74554	0	0	74554	1.0423	74554	0	1.0423	0	0.0000	NA	74554	
	Non Resident Indians (Non Repat)	3	5095	0	0	5095	0.0712	5095	0	0.0712	0	0.0000	NA	5095	
	Other Directors	2	160	0	0	160	0.0022	160	0	0.0022	0	0.0000	NA	160	
	Non Resident Indians (Repatriation)	11	21668	0	0	21668	0.3029	21668	0	0.3029	0	0.0000	NA	21668	
	Cleaning Member	50	60573	0	0	60573	0.8468	60573	0	0.8468	0	0.0000	NA	60573	
	Bodies Corporate	69	166194	0	0	166194	2.3234	166194	0	2.3234	0	0.0000	NA	97494	
	Sub Total (B)(3)	3429	2236961	0	0	2236961	31.2731	2236961	0	31.2731	0	0.0000	NA	1698686	
	Total Public Shareholding (B) = (B)(1)+(B)(2)+(B)(3)	3430	2248661	0	0	2248661	31.4366	2248661	0	31.4366	0	0.0000	NA	1698686	



**Rishiroop Limited**

**Table IV - Statement showing shareholding pattern of the Non Promoter- Non Public shareholder**

Category & Name of the shareholders	PAN	Nos. of shareholders	No. of fully paid up equity shares held	Partly paid-up equity shares held	No. of shares underlying Depository Receipts	Total nos. shares held	Shareholding % as per SCRR, 1957 As a % of (A+B+C2)	Number of Voting Rights held in each class of securities			No. of Shares Underlying Outstanding convertible securities (including (X))	Shareholding, as a % full conversion of convertible securities (XI) = (VII)+(X) As a % of (A+B+C2)	Number of Locked in shares		Number of Shares pledged or otherwise encumbered		Number of equity shares held in dematerialised form
								No of Voting Rights	Class eg: X	Class eg: Y			Total	No. (a)	As a % of total Shares held(b)	No. (e)	
(i)		(ii)	(iv)	(v)	(vi)	(vii) = (iv)+(v)+(vi)	(viii) As a % of (A+B+C2)	(ix)	(x)	(xi) = (vii)+(x) As a % of (A+B+C2)	(xii)	(xiii)	(xiv)				
1 Custodian/DR Holder		0	0	0	0	0	0.0000	0	0	0.0000	0	0.0000	0	0.0000	NA	NA	0
Employee Benefit Trust (under SEBI (Share based Employee Benefit) Regulations, 2014)		0	0	0	0	0	0.0000	0	0	0.0000	0	0.0000	0	0.0000	NA	NA	0
Total Non-Promoter- Non Public Shareholding (C) = (C1)+(C2)		0	0	0	0	0	0.0000	0	0	0.0000	0	0.0000	0	0.0000	NA	NA	0

**Note:**

- (1) PAN would not be displayed on website of Stock Exchange(s).
- (2) The above format needs to disclose name of all holders holding more than 1% of total number of shares
- (3) W.r.t. the information pertaining to Depository Receipts, the same may be disclosed in the respective columns to the extent information available

GENERATED ON :03/07/2016      NSDL : 30/06/2016      CDSL :30/06/2016



Shareholding Pattern under Regulation 31 of SEBI (Listing Obligations and Disclosure Requirements) Regulations, 2015

1	Name of Listed Entity: Rishirop Limited - Ocps
2	Scrip Code/Name of Scrip/Class of Security:
3	Share Holding Pattern Filed under: Reg. 31(1)(a)/Reg. 31(1)(b)/Reg.31(1)(c)
	a. If under 31(1)(b) then indicate the report for Quarter ending 30.06.2016
	b. If under 31(1)(c) then indicate date of allotment/extinguishment
4	Declaration: The Listed entity is required to submit the following declaration to the extent of submission of information:-


Particulars	Yes*	No*
1 Whether the Listed Entity has issued any partly paid up shares?		No
2 Whether the Listed Entity has issued any Convertible Securities or Warrants?		Yes
3 Whether the Listed Entity has any shares against which depository receipts are issued?		No
4 Whether the Listed Entity has any shares in locked-in?		No
5 Whether any shares held by promoters are pledge or otherwise encumbered?		No

\* If the Listed Entity selects the option 'No' for the questions above, the columns for the partly paid up shares, Outstanding Convertible Securities/Warrants, depository receipts, locked-in shares, No of shares pledged or otherwise encumbered by promoters, as applicable, shall not be displayed at the time of dissemination on the Stock Exchange website. Also wherever there is 'No' declared by Listed Entity in above table the values will be considered as 'Zero' by default on submission of the format of holding of specified securities.

GENERATED ON :03/07/2016

NSDL : 30/06/2016

CDSL :30/06/2016



**Rishiroop Limited - Ocps**

**Table I - Summary Statement holding of specified securities**

Category	Category of shareholder	Number of shareholders	No. of fully paid up equity shares held	No. of Partly paid-up equity shares held	No. of shares underlying Depository Receipts	Total nos. shares held	Shareholding as a % of total no. of shares (calculated as per SCRR, 1957)	Number of Voting Rights held in each class of securities			No. of Underlying Outstanding convertible securities (including share capital)	Number of Locked in shares		Number of Shares pledged or otherwise encumbered		Number of equity shares held in dematerialised form
								No of Voting Rights	Class eg: X	Class eg: Y		Total	As a % of total Shares held (b)	No. (a)	As a % of total Shares held (b)	
(I)	(II)	(III)	(IV)	(V)	(VI)	(VII) = (IV)+(V)+(VI)	(VIII) As a % of (A+B+C2)	(IX)			(X)	(XI)	(XII)	(XIV)		
(A)	Promoter & Promoter Group	6	2354784	0	0	2354784	45.5758	0	2354784	0	45.5758	0	0.0000	0	0.0000	2354784
(B)	Public	11522	2811955	0	0	2811955	54.4242	0	2811955	0	54.4242	0	0.0000	NA	0.0000	1987535
(C)	Non Promoter - Non Public															
(C1)	Shares Underlying DRs	0	0	0	0	0	0.0000	0	0	0	0.0000	0	0.0000	NA	0.0000	0
(C2)	Shares Held By Employee Trust	0	0	0	0	0	0.0000	0	0	0	0.0000	0	0.0000	NA	0.0000	0
	Total	11528	5166739	0	0	5166739	100.0000	0	5166739	0	100.0000	0	0.0000	0	0.0000	4342319

GENERATED ON : 03/07/2016 NSDL : 30/06/2016 CDSL : 30/06/2016



**Rishiroop Limited - Ocps**

**Table II - Statement showing shareholding pattern of the Promoter and Promoter Group**

Category & Name of the shareholders	PAN	(i)	(ii)	(iii)	(iv)	(v)	(vi)	Total nos. shares held (VII) = (IV)+(V)+(VI)	Shareholding % calculated as per SCRR, 1957 As a % of (A+B+C2)	Number of Voting Rights held in each class of securities (A+B+C)			No. of Shares Underlying Outstanding convertible securities (including)	Shareholding as a % conversion of convertible securities (as a percentage of diluted share capital) (X) = (VII)+(X) (A+B+C2)	Number of Locked in shares		Number of Shares pledged or otherwise encumbered		Number of equity shares held in dematerialised form				
										No. of fully paid up equity shares held	Partly paid-up equity shares held	No. of shares underlying Depository Receipts			Total as a % of (A+B+C)	Class eg: X	Class eg: Y	Total		No. (a)	As a % of total Shares held(b)	No. (a)	As a % of total Shares held(b)
1. Indian																							
(a) Individuals / Hindu Undivided Family		4	300539		300539	0	300539	5.8168	0	5.8168	0	0.0000	0	0.0000	0	0.0000	0	0.0000	300539				
Lalitkumar Ratanchand Chachha	AABPC5330N	1	211979		211979	0	211979	4.1028	0	4.1028	0	0.0000	0	4.1028	0	0.0000	0	0.0000	211979				
Vivek Lalit Chachha	AABPC5331P	1	50400		50400	0	50400	0.9755	0	0.9755	0	0.0000	0	0.9755	0	0.0000	0	0.0000	50400				
Alshay Lalit Chachha	AABPC5965D	1	38100		38100	0	38100	0.7374	0	0.7374	0	0.0000	0	0.7374	0	0.0000	0	0.0000	38100				
Richa Lalit Chachha	AABPC5336L	1	60		60	0	60	0.0012	0	0.0012	0	0.0000	0	0.0012	0	0.0000	0	0.0000	60				
(b) Central Government / State Government(s)		0	0		0	0	0	0.0000	0	0.0000	0	0.0000	0	0.0000	0	0.0000	0	0.0000	0				
(c) Financial Institutions / Banks		0	0		0	0	0	0.0000	0	0.0000	0	0.0000	0	0.0000	0	0.0000	0	0.0000	0				
(d) Any Other (Specify)		2	2054245		2054245	0	2054245	39.7590	0	39.7590	0	0.0000	0	39.7590	0	0.0000	0	0.0000	2054245				
Bodies Corporate		2	2054245		2054245	0	2054245	39.7590	0	39.7590	0	0.0000	0	39.7590	0	0.0000	0	0.0000	2054245				
Rishiroop Polymers Private Limited	AAACR1789G	1	1767445		1767445	0	1767445	34.2081	0	34.2081	0	0.0000	0	34.2081	0	0.0000	0	0.0000	1767445				
Rishiroop Investment & Trading Co Private Limited	AAACR7567E	1	286800		286800	0	286800	5.5509	0	5.5509	0	0.0000	0	5.5509	0	0.0000	0	0.0000	286800				
Sub Total (A)(1)		6	2354784		2354784	0	2354784	45.5758	0	45.5758	0	0.0000	0	45.5758	0	0.0000	0	0.0000	2354784				
2. Foreign																							
(a) Individuals (Non-Resident Individuals / Foreign Individuals)		0	0		0	0	0	0.0000	0	0.0000	0	0.0000	0	0.0000	0	0.0000	0	0.0000	0				
(b) Government		0	0		0	0	0	0.0000	0	0.0000	0	0.0000	0	0.0000	0	0.0000	0	0.0000	0				
(c) Institutions		0	0		0	0	0	0.0000	0	0.0000	0	0.0000	0	0.0000	0	0.0000	0	0.0000	0				
(d) Foreign Portfolio Investor		0	0		0	0	0	0.0000	0	0.0000	0	0.0000	0	0.0000	0	0.0000	0	0.0000	0				
(e) Any Other (Specify)		0	0		0	0	0	0.0000	0	0.0000	0	0.0000	0	0.0000	0	0.0000	0	0.0000	0				
Sub Total (A)(2)		0	0		0	0	0	0.0000	0	0.0000	0	0.0000	0	0.0000	0	0.0000	0	0.0000	0				
Total Shareholding Of Promoter And Promoter Group (A) = (A)(1)+(A)(2)		6	2354784		2354784	0	2354784	45.5758	0	45.5758	0	0.0000	0	45.5758	0	0.0000	0	0.0000	2354784				






**Rishiroop Limited - Ocps**

**Table III - Statement showing shareholding pattern of the Public shareholder**

Category & Name of the shareholders	PAN	Nos. of shareholders	No. of fully paid up equity shares held	Partly paid-up equity shares held	No. of shares underlying Depository Receipts	Total nos. shares held (IV)+(V)+(VI)	Shareholding % as per SCRR, 1957 As a % of (A+B+C2)	Number of Voting Rights held in each class of securities			No. of Shares Underlying Outstanding convertible securities (including percentage (VII)+(X) As a % of (A+B+C2))	Shareholding % as assuming full conversion of convertible securities as a percentage (X)/(VII)+(X) As a % of (A+B+C2))	Number of Locked in shares		Number of Shares pledged or otherwise encumbered		Number of equity shares held in dematerialised form
								No of Voting Rights	Total as a % of (A+B+C)	Class eg: X			Class eg: Y	Total	No. (a)	As a % of total Shares held(b)	
(i)	(ii)	(iii)	(iv)	(v)	(vi)	(vii) = (iv)+(v)+(vi)	(viii) As a % of (A+B+C2)	(ix)	(x)	(xi) As a % of (A+B+C2)	(xii)	(xiii)	(xiv)				
1. Institutions																	
(a) Mutual Fund		0	0	0	0	0	0.0000	0	0.0000	0	0.0000	NA	0				
(b) Venture Capital Funds		0	0	0	0	0	0.0000	0	0.0000	0	0.0000	NA	0				
(c) Alternate Investment Funds		0	0	0	0	0	0.0000	0	0.0000	0	0.0000	NA	0				
(d) Foreign Venture Capital Investors		0	0	0	0	0	0.0000	0	0.0000	0	0.0000	NA	0				
(e) Foreign Portfolio Investor		1	3600	0	0	3600	0.0697	3600	0.0697	0	0.0697	NA	0				
(f) Financial Institutions / Banks		2	240	0	0	240	0.0046	240	0.0046	0	0.0046	NA	0				
(g) Insurance Companies		0	0	0	0	0	0.0000	0	0.0000	0	0.0000	NA	0				
(h) Provident Funds/ Pension Funds		0	0	0	0	0	0.0000	0	0.0000	0	0.0000	NA	0				
(i) Any Other (Specify)		2	1920	0	0	1920	0.0372	1920	0.0372	0	0.0372	NA	0				
UTI		2	1920	0	0	1920	0.0372	1920	0.0372	0	0.0372	NA	0				
Sub Total (B)(1)		5	5760	0	0	5760	0.1115	5760	0.1115	0	0.1115	NA	0				
Central Government/ State Government(s)/ President of India																	
2 India																	
Sub Total (B)(2)		0	0	0	0	0	0.0000	0	0.0000	0	0.0000	NA	0				
3 Non-Institutions																	
(a) Individuals																	
i. Individual shareholders holding nominal share capital up to Rs. 2 lakhs.		11364	1843728	0	0	1843728	35.6846	1843728	35.6846	0	35.6846	NA	1058568				
ii. Individual shareholders holding nominal share capital in excess of Rs. 2 lakhs.		12	524503	0	0	524503	10.1515	524503	10.1515	0	10.1515	NA	524503				
Gaurav Gare	AESFG1042A		99900	0	0	99900	1.9335	99900	1.9335	0	1.9335	NA	99900				
Rajiv Gare	ADPPG1269B		102000	0	0	102000	1.9742	102000	1.9742	0	1.9742	NA	102000				
Sheetal Sharda Patel.	ANXPP6520C		55680	0	0	55680	1.0777	55680	1.0777	0	1.0777	NA	55680				
(b) NBFCs registered with RBI		0	0	0	0	0	0.0000	0	0.0000	0	0.0000	NA	0				
(c) Employee Trusts		0	0	0	0	0	0.0000	0	0.0000	0	0.0000	NA	0				
(d) Overseas Depositories (holding DRs) (balancing figure)		0	0	0	0	0	0.0000	0	0.0000	0	0.0000	NA	0				
(e) Any Other (Specify)		141	437964	0	0	437964	8.4766	437964	8.4766	0	8.4766	NA	404424				
Hindu Undivided Family		55	90956	0	0	90956	1.7604	90956	1.7604	0	1.7604	NA	90956				
Foreign Companies		1	720	0	0	720	0.0139	720	0.0139	0	0.0139	NA	0				
Non Resident Indians (Non Repat)		11	55951	0	0	55951	1.0829	55951	1.0829	0	1.0829	NA	55951				
Other Directors		2	630	0	0	630	0.0122	630	0.0122	0	0.0122	NA	630				
Non Resident Indians (Repat)		10	69643	0	0	69643	1.3479	69643	1.3479	0	1.3479	NA	39283				
Clearing Member		9	4479	0	0	4479	0.0867	4479	0.0867	0	0.0867	NA	4479				
Bodies Corporate		53	215585	0	0	215585	4.1726	215585	4.1726	0	4.1726	NA	213125				
Muvistas Consultants Pvt Ltd	AAACN0435B		90095	0	0	90095	1.7437	90095	1.7437	0	1.7437	NA	90095				
Shobe Capital Market Ltd	AAACG4267G		85369	0	0	85369	1.6523	85369	1.6523	0	1.6523	NA	85369				
Sub Total (B)(3)		11517	2806195	0	0	2806195	54.3127	2806195	54.3127	0	54.3127	NA	1987475				
Total Public Shareholding (B) = (B)(1)+(B)(2)+(B)(3)		11522	2811955	0	0	2811955	54.4242	2811955	54.4242	0	54.4242	NA	1987535				



**Rishirop Limited - Ocps**

**Table IV - Statement showing shareholding pattern of the Non Promoter- Non Public shareholder**

Category & Name of the shareholders	PAN	Nos. of shareholders	No. of fully paid up equity shares held	Partly paid-up equity shares held	No. of shares underlying Depository Receipts	Total nos. shares held (VII) = (IV)+(V)+(VI)	Shareholding % calculated as per SCRR, 1957 As a % of (A+B+C2)	Number of Voting Rights held in each class of securities			No. of Shares Underlying Outstanding convertible securities (including (X))	Shareholding, as a % assuming full conversion of convertible securities (XI) = (VII)+(X) As a % of (A+B+C2)	Number of Locked in shares		Number of Shares pledged or otherwise encumbered		Number of equity shares held in dematerialised form
								No. of Voting Rights (Class eg: X)	Class eg: Y	Total			(IX)	(X)	No. (a)	As a % of total Shares held(b)	
1. Custodian/DR Holder		(iii)	(iv)	(v)	(vi)	(vii) = (iv)+(v)+(vi)	(viii) As a % of (A+B+C2)	(ix)	(x)	(xi) = (vii)+(x) As a % of (A+B+C2)	(xii)	(xiii)	(xiv)	(xv)	(xvi)	(xvii)	(xviii)
Employee Benefit Trust (under SEBI (Share based Employee Benefit) Regulations, 2014)		0	0	0	0	0	0.0000	0	0	0.0000	0	0.0000	0	0.0000	0	0.0000	0
<b>Total Non-Promoter- Non Public Shareholding (B) = (C)+(D)+(E)+(F)</b>		0	0	0	0	0	0.0000	0	0	0.0000	0	0.0000	0	0.0000	0	0.0000	0

